

# CONTACT

contact@orthoprofile.com

0721 092.225

[www.orthoprofile.com](http://www.orthoprofile.com)

sales@orthoprofile.com

0735 877.331  
0728 113.108

Str. Luis Pasteur, nr. 56-60, etaj 1,  
400539 Cluj Napoca, Romania


0264 430.810

## TRANSFORM YOUR PRACTICE WITH K SCAN PRO

Advanced Intraoral Scanning  
for Precision and Comfort

 SCAN® PRO

 K LINE  
EUROPE®



# Discover the K Scan PRO Intraoral Scanner

No more material waste  
due to taking physical  
impressions.

Care about your  
patients as well as our  
environment!



HIGH  
PRECISION



ERGONOMIC  
DESIGN



ADVANCE  
IMAGING

Digitalisation is finding its way into many areas and helping to simplify life with innovations.

K Scan PRO also helps with the digitalisation of your practice and simplifies the creation of digital impressions.

K Scan PRO redefines intraoral scanning with its state-of-the-art technology and ergonomic design.

Perfect for modern dental practices, it offers faster, more accurate scans to enhance patient care and workflow efficiency.

## Comparison

	K SCAN	K SCAN PRO
ACCURACY SINGLE CROWN	10 µm ± 1.1 µm	10 µm ± 1.1 µm
WEIGHT	≤ 350g	≤ 240g
SCANNER SIZE	240 x 57 x 29.8mm	240 x 45 x 36mm
SCANNING TIPS	Standard: 5	Standard: 3 Pediatric: 1
SCANNING TIPS SIZE	Standard: 96.0 x 19.8 x 18.5mm	Standard: 95.3 x 22.5 x 16.6mm Pediatric: 94 x 17.9 x 13.2mm
SCANNING WINDOW	Standard: 18.5 x 19mm	Standard: 16 x 13mm Pediatric: 12 x 9mm
SCAN DEPTH OF FIELD	0 - 15mm	0 - 15mm
AUTOCLAVABLE	≤ 100 times	≤ 150 times
AUTO START/PAUSE FUNCTION	No	Yes
SENSOR	CMOS	High speed CMOS
OUTPUT FORMAT	STL, OBJ, PLY	STL, OBJ, PLY
DATA TRANSMISSION	USB 3.0	USB 3.0
ANTI-FOG TECHNOLOGY	Built-in heating fan	Built-in heating fan
CABLE LENGTH	2 m	2 m

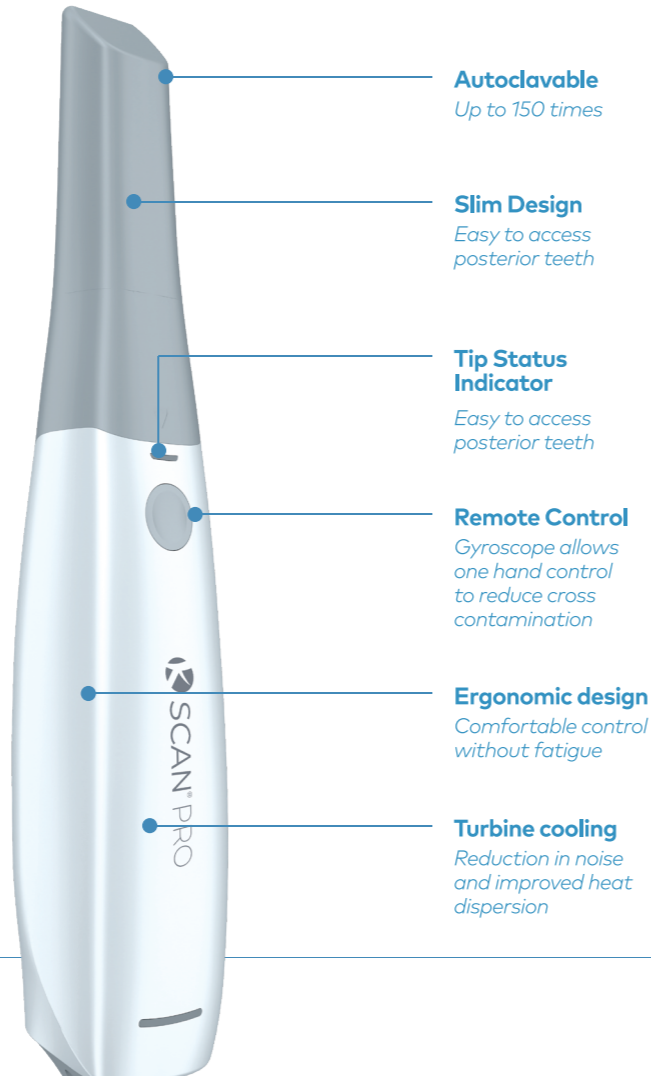
# Comfort & Precision

Thanks to its ergonomic and compact design, the K Scan PRO sits comfortably in the hand and allows you to scan for hours.

**At just 240g**, the scanner is light and well-balanced in the hand and allows you to scan all day without getting tired.

**High-quality** digital impressions in lifelike colors to evaluate the treatment and to enable you to better engage with your patients.

**Turbine cooling** improves heat dispersion and reduces noise at the same time. This enables an even more relaxed working environment.



## Easy Cleaning & Sterilization

The scanner tips can be autoclaved up to 150 times\*. This allows you to guarantee excellent hygiene standards. Follow simple cleaning procedures to ensure the highest standards of infection control.



## Flexible use for different clinical needs

The scanner tips are available in standard and pediatric sizes. This equips you for different clinical needs and allows you to scan posterior areas that are more difficult to reach.




\*Data on File

# Smart features for convenience

The K Scan PRO is designed for effortless use with features like remote control. The gyroscope allows one hand control to reduce cross-contamination.

Enjoy high-speed preheating and user-friendly workflows.

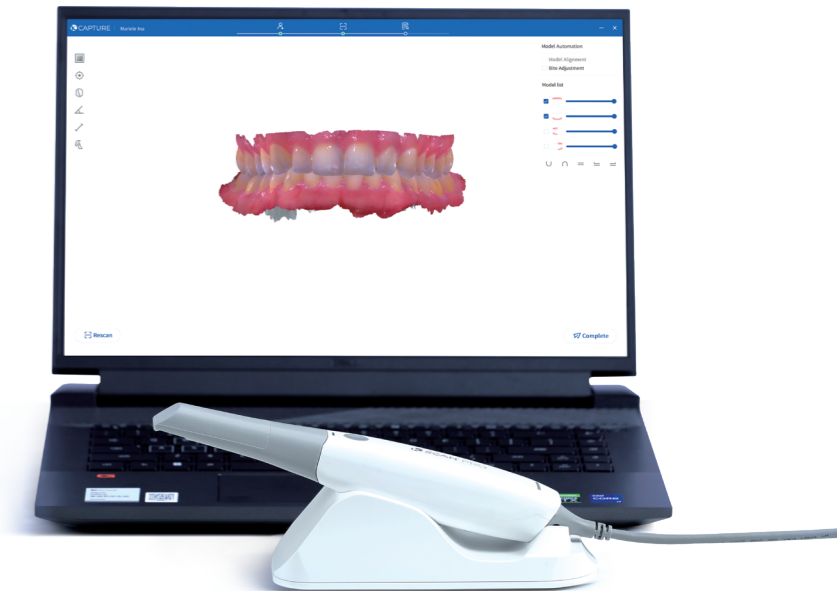


**Auto Start/Pause feature:** Starts scanning automatically when you lift the scanner from the cradle for a pleasant, user-friendly scanning experience.

**The anti-fog module** is ready for use within 20 seconds. The tip status indicator shows at a quick glance that it is ready for use. This reduces the waiting time for you and your patient.

# Complete **All-In-One** Solution

Each K Scan PRO comes as a complete package, including the scanner wand, multiple tips, flexible cables, and a preconfigured laptop. Enjoy peace of mind with a 2-year warranty and direct service support. No license fees.



**Warranty:** K Scan PRO reliably supports you in your everyday work. However, should something happen to your device, the two-year warranty protects it and guarantees a quick and uncomplicated repair or replacement of the device.

**Support:** K Scan PRO is a reliable device. Should you have any problems or questions about the scanner or the software, our IOS support team will be happy to assist you. Our experts will answer your questions and help you to use the device safely and confidently.

# Unmatched *Performance* for *Accurate* results

**High-Speed Scanning:** Complete scans in just 2-3 minutes.

**FOV increased by 40%:** It allows scans to be performed twice as fast, which reduces chair time for you and your patients.

**Enhanced Image Density:** Capture every detail with precision.


**Wide Field of View:** Ideal for various dental procedures.

In the areas of orthodontics and prosthodontics, the K Connect software covers many indication categories for daily use and enables intuitive and detailed case documentation.



# Seamless **Data Export** & **Software Integration**

The K Scan PRO is designed for effortless use with features like remote control. The gyroscope allows one hand control to reduce cross-contamination. Enjoy instant preheating and user-friendly workflows.



The open data system of K Scan PRO allows saving the scans in different formats and using them flexibly. So you can always choose the right format depending on the treatment period.

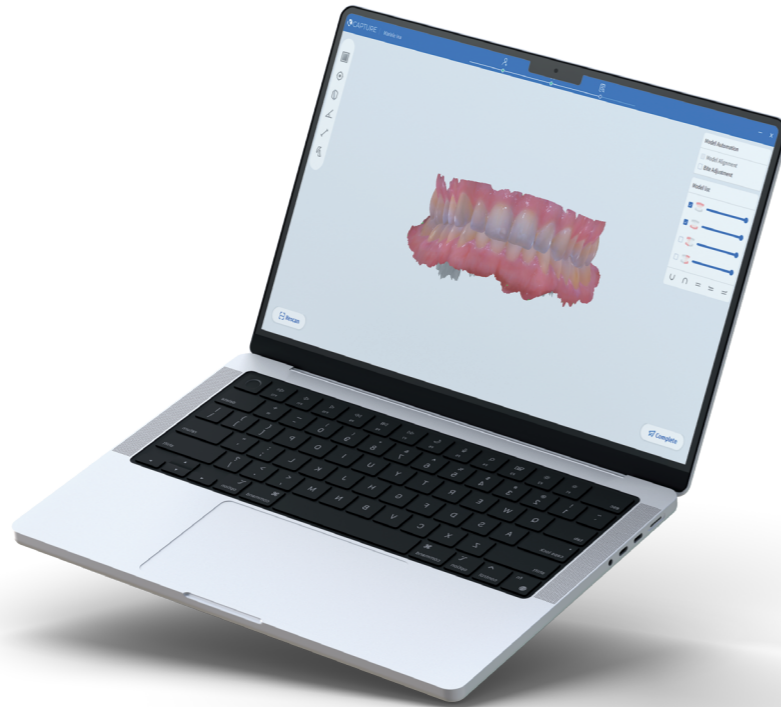
K Connect offers an API interface with our K Line aligner portal. This allows you to initiate aligner orders with one click through the software without the hassle of downloading and uploading data manually.



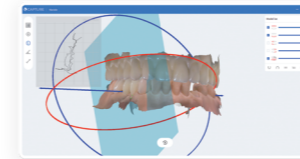
# Userfriendly **K Connect software** with intuitive processes

The software is included in the purchase price of the scanner and all further updates and upgrades are free of charge. So there are no hidden costs. High-quality digital impressions in lifelike colors to evaluate the treatment and to enable you to better engage with your patients.

- **120 GB cloud storage**
- **Improved user experience**
- **Extended range of indications**
- **Tooth shade & material options**
- **Mixed indications available**
- **Direct order option for K Line portal and labs**



## Tools for *quick and easy* processing with *intuitive processes*



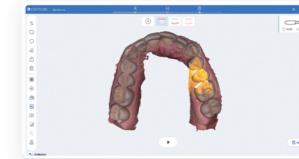
**Measurement Tools**  
Take reliable measurements of your digital models.



**Working Area Selection**  
Increase the mesh density in your marked area for even better results.



**Locking Tool**  
Lock areas that will not change during rescanning to keep the accuracy level high.



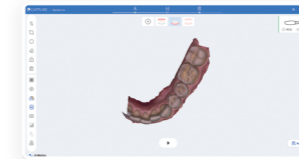
**Reliability Map**  
Displays areas with unreliable data and gives the opportunity to rescan that area and add more data.



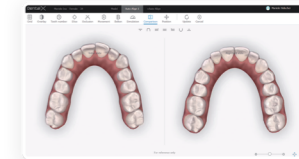
**Undercut Analysis**  
Ensure the best fit for your restorations by checking for undercuts.



**Occlusion Analysis**  
Shows occlusal contact points with a heat map as well as measurements in millimeters.



**Artificial Intelligence**  
Automatically removes any unnecessary data such as gloves, tongue, lips, oral mucosa, etc.



**Ortho simulator**  
Engages patients in their orthodontic treatment and enhances communication between clinician and patient.